

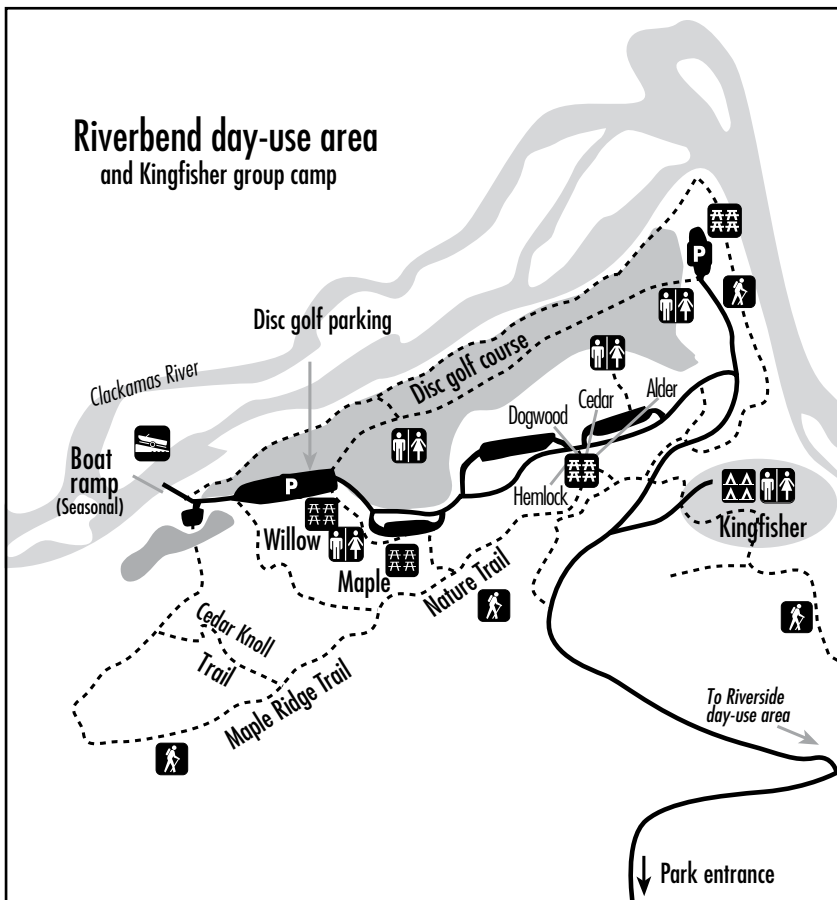
Milo McIver

Please help make camping here a safe and enjoyable experience by following these and other park rules:

- Campground quiet hours are between 10 p.m. and 7 a.m.
- Vehicles must be parked on paved areas only.
- Bicycles are permitted on park roads only, but ride with the traffic flow. Riders under age 16 must wear helmets.
- Pets must be physically restrained at all times when not confined in a vehicle or tent. Leashes must be no longer than six feet. All waste must be properly removed. (See our "Pets in Parks" brochure for details.)

Check-in after 4 p.m., **Check-out** by 1 p.m. (14-night stay limit.)

Note: For security, the campground gate is closed from 10 p.m. to 7 a.m.



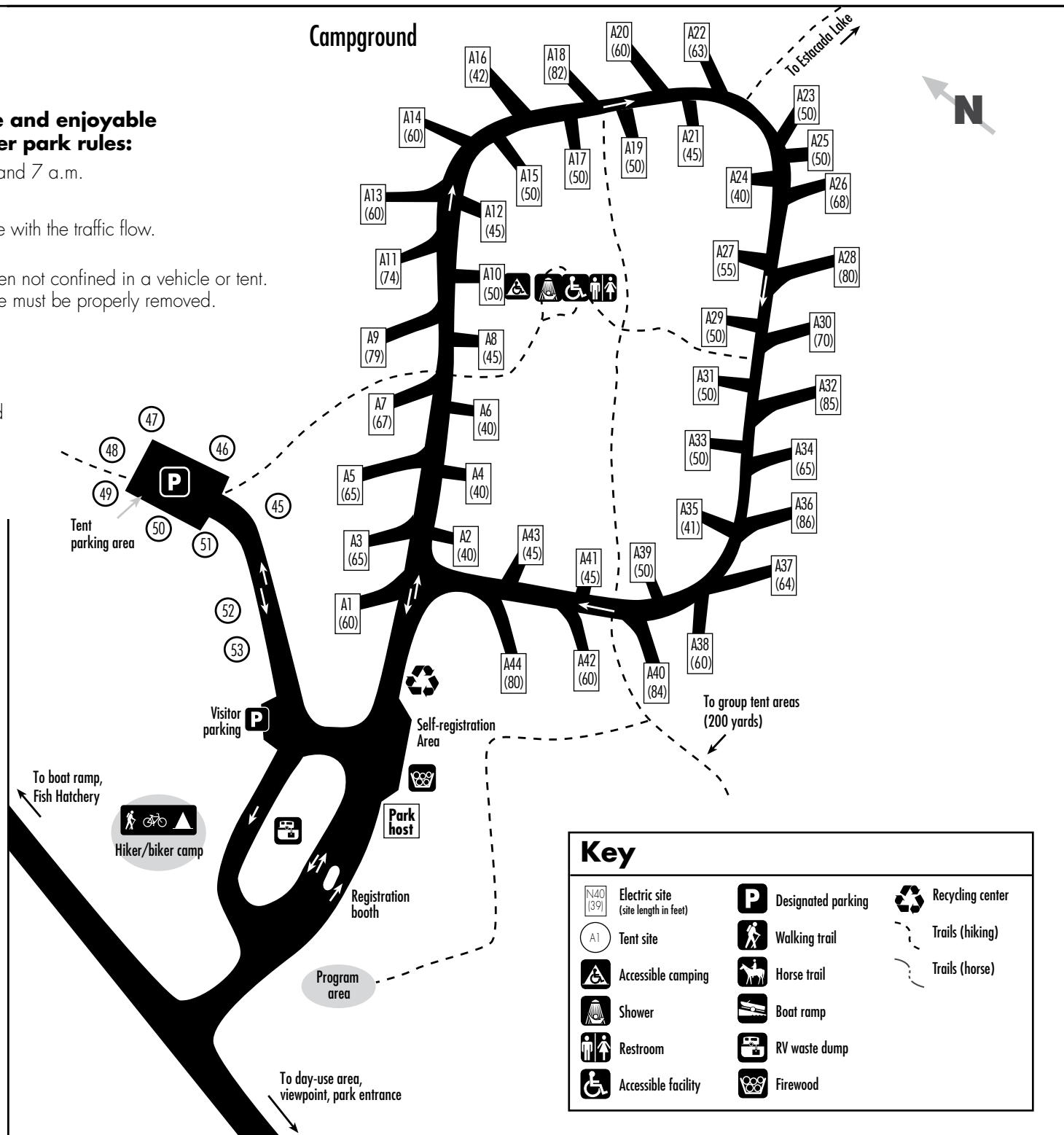
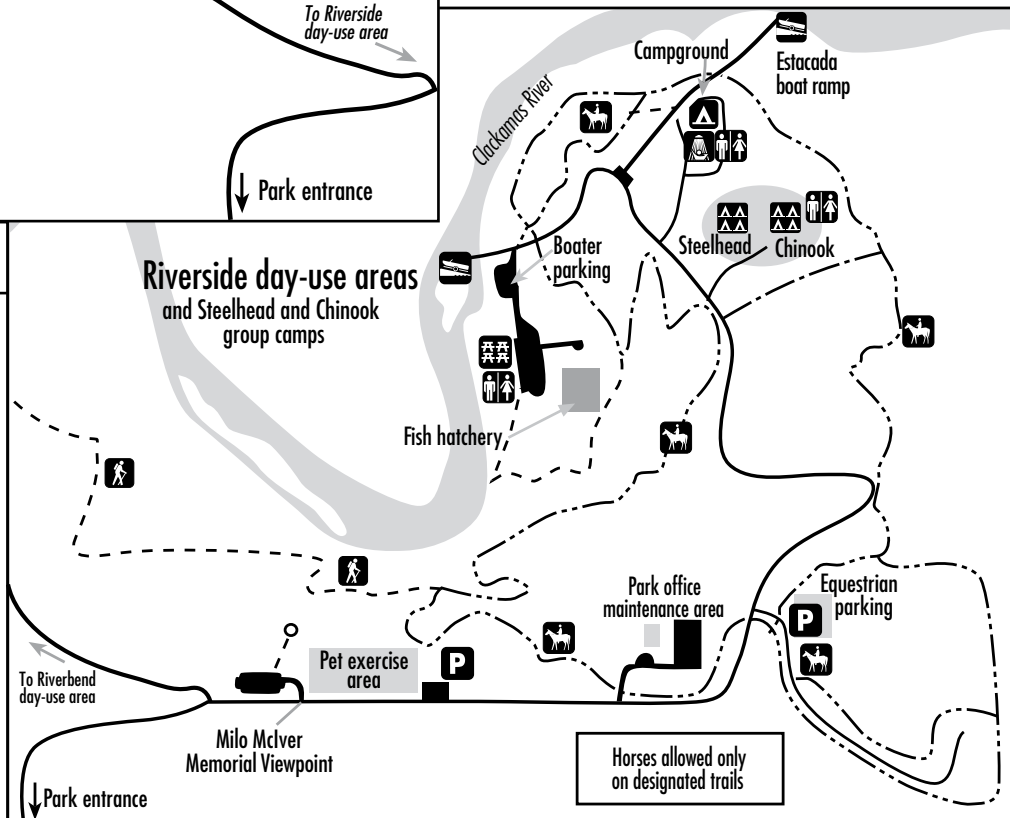
Key

- Group camping
- Group picnic area

Group Picnic Area Capacity
(Riverbend day-use area)
Willow – 200
Maple – 150

Each of these areas next to the disc golf course accommodates 200 people:

Alder
Cedar
Dogwood
Hemlock



Key

N40 (39)	Electric site (site length in feet)	P	Designated parking	Recycling center
A1	Tent site	Walking trail		Trails (hiking)
Accessible camping		Horse trail		Trails (horse)
Shower		Boat ramp		
Restroom		RV waste dump		
Accessible facility		Firewood		